



UHP DV1 Diaphragm Valves

“Miniature” Series



GTC Features

- Springless Metal Diaphragm Design
- Serviceable, Modular Valves with Replaceable Seats
- Pneumatic N.C. Actuators with Pop-Up Status Indicators
- Manual Actuators with Metal Handles, Positive Stops, and LOTO
- Replaceable Actuators without exposing wetted areas to atmosphere
- Low Cost Multi-port Configurations; 13 standard porting configurations



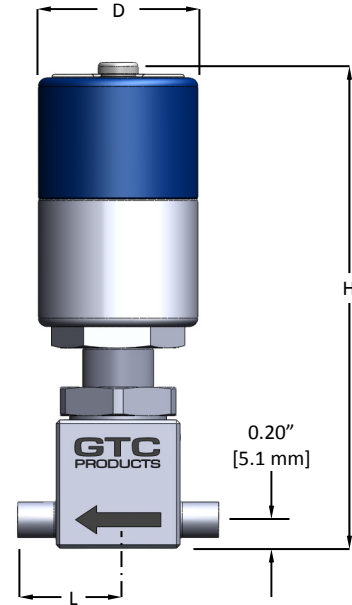
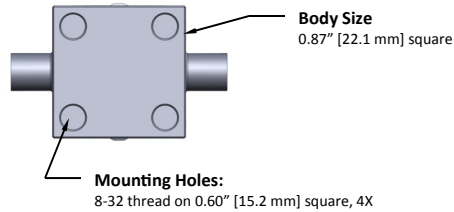
Technical Data

Specification	P112	C10	C30	L112	K10	K20
Actuation Type	Pneumatic N.O.	Pneumatic N.C.	Pneumatic N.C.	Manual 1/4 Turn, LOTO	Manual 1/4 Turn	Manual 1/4 Turn, LOTO
Actuation Port	10-32	1/8" OD Tube	1/8" OD Tube	n/a	n/a	n/a
Actuation Pressure	70 to 120 psig	70 to 120 psig	70 to 120 psig	n/a	n/a	n/a
Operating Pressure	Vac to 150 psig	Vac to 500 psig	Vac to 3300 psig	Vac to 1500* psig	Vac to 500 psig	Vac to 3400 psig
Proof / Burst Pressure	150% / 300% of operating pressures					
Flow Coefficient Cv	0.25					
Internal Volume	0.9 cc					
Operating Temperature	-20° to 160° F (Vespel seat option: -20° to 300° F)					
Helium Leak Rate	1 x 10 ⁻⁹ scc/s He					
Wetted Surface Roughness	10 Ra Average					
Wetted Surface Chemistry	Cr/Fe ≥ 1.5, CrO/FeO ≥ 2.0					
Wetted Surface Body Mat'l	316L VAR Stainless Steel					
Wetted Surface Other Mat'l	Diaphragm: Elgiloy™, Seat: PCTFE (optional Vespel™)					

* pressure rating reduced to 1500 psig on L112 valves for easier (lower force) valve handle operation.

Dimensions

Specification	P112	C10	C30	L112	K10	K20
Overall Height (H)	2.99" [76 mm]	4.07" [103 mm]	4.95" [126 mm]	3.36" [85 mm]	2.76" [70 mm]	2.76" [70 mm]
Actuator Diameter (D)	1.12" [28 mm]	1.50" [38 mm]	1.73" [44 mm]	1.12" [28 mm]	1.50" [38 mm]	1.75" [44 mm]
Tube Stub Length (L)	0.705" [17.9 mm]					
Welded Face Seal Length (L)	1.30" [33 mm]					



Ordering Information: C10-DV1-2A-TXTX-VS

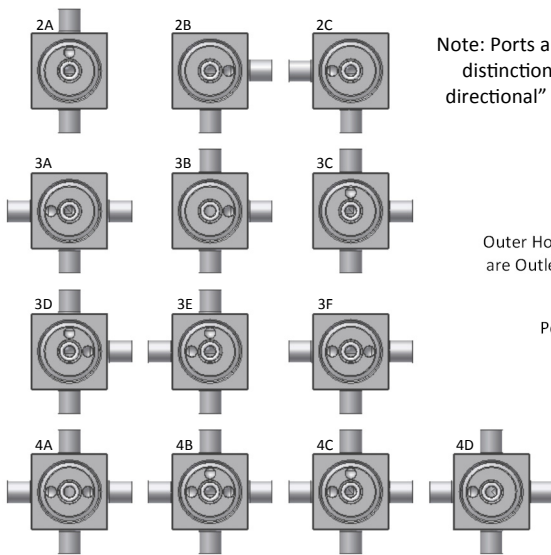
Actuator

- P112** - Low Pressure, N.O.
- C10** - Low Pressure, N.C.
- C30** - High Pressure, N.C.
- L112** - Medium Pressure, 1/4 Turn, LOTO
- K10** - Low Pressure, Manual, 1/4 Turn
- K20** - High Pressure, Manual, 1/4 Turn, LOTO

Body Series

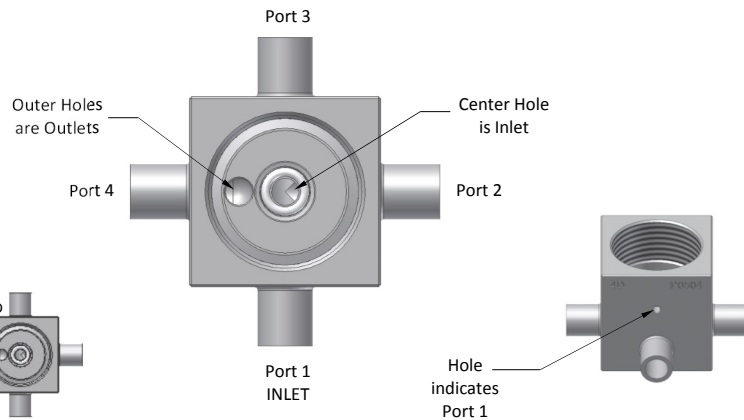
- DV1** - Miniature

Porting



-- Top View --

Note: Ports are identified as Inlet or Outlet for distinction purposes. DV1 valves are "bi-directional" and can flow in either direction.



Options

- B5** - Bleed Seat
- VS** - Vespel™ Seat
- BK** - Black Handle Color
- GR** - Green Handle Color
- RD** - Red Handle Color
- WH** - White Handle Color
- YW** - Yellow Handle Color

Connections

- X** - (No port)
- T** - 1/4" Tube Stub
- 6** - 3/8" Tube Stub
- M** - 1/4" Male Face Seal
- F** - 1/4" Female Face Seal



GTC PRODUCTS

www.gtc-products.com